

# JUNIOR COMPETITION REVIEW 2022-23



# Volleyball England Junior Competitions Review/Consultation – 2022-23 season

## Introduction

In the 2021-22 season a major overhaul of the junior competition structure took place, with the competitions at U15, U16 and U18 level changing from a knockout format to a Grand Prix format. Additionally, the competitions were split into two levels Tier 1 (performance), Tier 2 (development). The hoped outcomes were.

- Increased participation (both the number of teams and number of events each team participated in)
- Teams more closely matched (due to tier format and the Gold, Silver...pool system in Tier 1 and development team nature of Tier 2)
- Create a format which had both performance and developmental elements.

In the 2022-23 season these outcomes continued and are the underlying principles of the junior competition structure.

Within this document, you will gain insight into the current progress of our junior competitions and the recommendations for the 2023-24 Junior Competition season intended to build upon the positive trends we have experienced.

This review has looked in detail at the feedback received from all our stakeholders following each Grand Prix (coaches, parents, players, supporters, and referees), from the HUB team, the children and young people group, Volleyball for Life, Talent, and Workforce groups including members direct e-mails to the competitions team. Based on this feedback key areas of success and concern have been highlighted and options put forward for the 2022-23 edition.

## Club and Team Entries Analysis

### Club and Team Participation Numbers

In term of entries, we can compare 2021-22 data against this year's Junior entries (Appendix A), which is the first year we have been able to collate information from Volley Zone with player registrations and team/club entries to show more accurate results.

The 2021-22 competition attracted 2245 registered players, in 2022-23 we have maintained these figures with 2270. The overall **Club Registration has risen from 82 to 91** and the total **team entries across all three Grand Prix's and age groups has risen from 894 to 1001**.

We have seen a significant increase in the number of clubs competing in the U16 and U18 age groups, especially **U16 which increased from 44 to 60 clubs** and from **89 teams to 115**. In the **U18 age group we had an increase from 57 to 68 clubs** which has increased the number **of players competing from 941 to 1313**.

These increases are also shown in the **Tier 1 competitions which increased from 90 teams to 132** which increased the **playing numbers from 973 to 1475**. This was achieved with the same number of clubs participating from 2021-22 to 2022-23 **this suggests more Clubs are entering B and C teams into the Tier 1 competitions**.

We increased the number of teams entering **all three Grand Prix and maintained the number above 300 teams** even with our drop off for Grand Prix 3.

### Age Group Club and Team Entries

In the **U15 category there was a significant decrease in clubs participating** with player numbers **reduced from 1277 to 869**. This decrease is also seen in the **Tier 2 competitions with a decrease from 75 to 48 clubs participating and the team entries reducing from 280 to 201**. This is predominantly the **U15 Tier 2 competition with a reduction from 165 boys and 217 girl's teams in 2021-22 to 103 and 179 respectively in 2022-23**. There is also a slight reduction in Tier 2 U16 in both genders, but we have **seen an increase in Tier 1 teams at U16**, this would suggest an increase from participation to performance at U16 and U18 age groups.

The final analysis is the reduction of clubs entering the **boys/open category from 75 clubs in 2021-22 to 60 in 2022-23** this has had an impact on the teams entered from 182 to 157. Even though these numbers have decreased the number of boys/open players has increased from 1543 to 1641 in 2022-23. The girl's number has also **dropped from 63 clubs to 45** but the team entry numbers have increased from 173 to 205. This would suggest that the increase of Tier 1 and U16 teams would be driven by the increase of Girls teams increasing from participation to performance.

### Entries overview

2021-22	Total	Age Group			Gender		Tier		Grand Prix		
		U15	U16	U18	Boys	Girls	Tier 1	Tier 2	GP1	GP2	GP3
Clubs	82	54	44	57	75	63	37	75	76	76	70
Teams	355	181	89	98	182	173	90	280	294	316	284
Players*	2245	1277	938	941	1543	1484	973	2208	2675	2839	2617

*\*Total No. of Players is as registered on Volleyzone – all other figures are based on attendance at events and hence why the totals don't match. (Questions on the accuracy of the figures in yellow).*

### Entries overview

2022-23	Total	Age Group			Gender		Tier		Grand Prix		
		U15	U16	U18	Boys	Girls	Tier 1	Tier 2	GP1	GP2	GP3
Clubs	91	46**	60***	68	60	45	37	48	85	91	91
Teams	1001	162	115	94	157	205	132	201	336	333	303
Players*	2241	869	895	1313	1641	1436	1475	1602	2367	2553	2447

*\*Total No. of Players is as registered on Volleyzone – all participation numbers are taking from player registrations and team representation.*

*\*\* Numbers in orange show a small decrease in numbers*

*\*\*\* Numbers in green show a significant increase in numbers.*

## Club and Team Entries Overview

### Positive Progress

- Overall Club numbers have increased.
- Overall, Team entries have increased.
- Player participation has stayed the same at 2241 (taken from Volley Zone but may not be 100% accurate) The overall total is higher as not 100% of players registered in T2.
- Number of teams entering the Tier 1 U18, and U16 Boys/Open and Girls competitions have increased.
- The number of teams over the 3 Grand Prix's were higher than 2021-22, even with the natural reduction over the year. Maintain 300+ each GP.

### Areas for Consideration

- Club and Team entries dropped in the U16 Tier 2 competition – this may be due to clubs moving from participation to performance pathway as T1 teams increased.
- The numbers in U15 Tier 1 were significantly lower than previous years with 16 GP1, to 14 in GP2 & GP3 in 2022-23.
- U15 Tier 2 clubs and teams dropped significantly in both genders across all three Grand Prix's by an average of 18 clubs and decreased by 58 teams across T1 and T2.

## Player Participation Analysis

### Player Participation

When we look at the participation at each Age Category, we must consider the ages of all participants in each competition (Appendix B). Below is a chart highlighting the number of players in each age group by gender participation.

**Breakdown of Player Participation - These figures have been used to collate the 2022-23 Player numbers.**

2022-23	B/O		G		B/O			G		
	T1	T2	T1	T2	GP1	GP2	GP3/L8	GP1	GP2	GP3/L8
U15	184	200	170	315	292	302	293	349	390	370
U16	244	241	203	207	368	433	397	353	358	389
U18	393	379	281	260	587	641	608	418	429	390

### Under 18 Participation figures

The highest participation figures are seen in the U18 competition with an equal number of players in Tier 1 and Tier 2 averaging 386 for Boy/Open and 271 players in the Girl's competition. This brought the average numbers for each Grand Prix to 612 Boy/Open and 412 for the Girl's competition. On each weekend of competition, we had over 1000 players competing in the U18 competitions, most of the players were 17-18 years old with several performance players from the U16 and U15 age groups also playing in the U18 competition.

### Under 16 Participation Figures

The U16 participation figures are the 2<sup>nd</sup> highest within the age groups with again an equal number of players in Tier 1 and 2 averaging 242 for Boy/Open and 205 for the Girl's competition. The average number for each Grand Prix is 399 Boy/Open and 366 for the Girl's competition. We therefore had on the U16 weekend 765 players competing.

The participation numbers have increased since 2021-22 but how many players are U16 or younger. When examining the team sheets from the Last 8 competition we found that many teams had U15 players in their squads and that included the semi-finalists at U16. Many teams at U16 have a mixed squad of ages from U15-U16 and many U15 teams are playing in either Tier 1 or Tier 2 in the U16 competitions.

To fully understand the participation numbers for the specific age of the player we would need to examine these DOBs from the start of the season so we could have an accurate breakdown of both the competition numbers and the actual age of participants for each age group.

### Under 15 Participation Figures

The U15 participation figures are the lowest of the three age groups within this age group the Girl's participation is higher than Boy/Open players in Tier 1 and 2 averaging 192 for Boy/Open and 243 for the Girl's competition a difference of 51 players. The average number for each Grand Prix is 296 Boy/Open and 370 for the Girl's competition a significant difference of 74 players. We therefore had on the U15 weekend on average 666 players competing in Tier 1 and Tier 2.

The participation numbers have decreased at U15 since 2021-22 from 439 teams to 381 and the number of entries for Boy/Open has dropped on average by 20 teams and the Girls by 13 all of this has had a significant impact on the Tier 1 competition and a smaller impact on the Tier 2 competition.

The Tier 1 competition only had 16 teams enter the competition at GP1, this reduced to 14 teams for the subsequent GP's. This caused problems for GP2 where we had four teams in the Gold and Silver Pool from all corners of the country. We decided to host the two pools in Coventry to reduce the travel time for teams and be fair to all players. This worked well and all clubs agreed it was the best solution. This should be explored for next season and the Tier 1 gold and possibly silver pools. This only occurred due to the low number of entries at the Tier 1 competition. **With the introduction of the Tier 2 competition at U16 is there a need for a U15 Tier 1 competition?**

When examining the team sheets from the Last 8 competition we found that **most players in the semi-finals had played in the U16 Last 8 competition two weeks before.** The other teams playing in the U15 Last 8 also had many players that had played in the U16 competition or the Last 8 phase.

The number of teams playing in the Tier 2 competition reduced significantly from 2012-22. We still had **over 50 teams in the Girl's competition and 35 in the Boy/Open** competition with some 12 team festivals of volleyball being played. There was a definite divide between North and South teams entering the boy's competition with a bigger spread of teams in the Girl's draw.

The numbers in Appendix C show that we have 191 15-year-olds playing in Tier 1 of the U15 National Competition, out of these players most of them were also playing in the U16 competition. This means that we were doubling up on these players with our time giving 3 weekends to the same group of players. We should look at bringing the U15 and U16 competitions together with a Tier 1, Tier 2 and possibly a Tier 3 4v4 competition if necessary for new developing clubs and therefore we can **concentrate on providing a clear structure for the U14 and below age categories of which we had at least 347 players involved** in the Tier 1 and Tier 2 U15 competitions this year.

**By amalgamating the U16 and U15's this will free up 3 weekends of competition** to increase the Grand Prix structure of the U18 and U16 competitions and create space for a U14 4v4 regional competition to lead into a National Festival at the end of the year.

## Playing Participation Overview

### Positive Progress

- The numbers of players have stayed the same between 2012-22 to 2022-23 even with increases in U18 and U16 Tier 1 teams.
- Increase in participation numbers in U16 and U18 competitions.
- Tier 2 competitions continue to produce new clubs and teams in all competitions.
- The use of Volley Zone has allowed us to see the player pathways and breakdown the age participation rates against the team sheets that are provided after the Grand Prix. This has allowed us to understand better the demographic of the junior competitions and give clear and productive analysis on which to make future strategic decisions.
- The U15 competition makes up nearly 50% of the overall number of participants with 1141 registered on Volley Zone out of the total of 2245.
- Tier 2 U15 is attracting more players at 11–14-year-olds in their first experience of volleyball competition.

### Areas for Consideration

- The participation pyramid is inverted with the U18 age group being the biggest participants.
- There is a reduction in the U15 competition at both Tier 1 and Tier 2 competitions across both genders.
- Lots of players at U15 are playing in the U16 competition especially the Last 8 phase of the competition, therefore doubling up on competitions.
- Travel times are still big at U16 Tier 2 & U15 Tiers 1 and 2 competitions.
- More teams are needed to sign up to Tier 2 from each region.
- Cost of Tier 2 4v4 U15?
- The amalgamation of U15 & U16 into one competition as we already have an overlap of players, this will free up 3 weekends which will allow us to extend the U18 and U16 competitions and introduce a U14 4v4 regional competition.
- U14 regional monthly competition leading to a national festival at the end of the year.

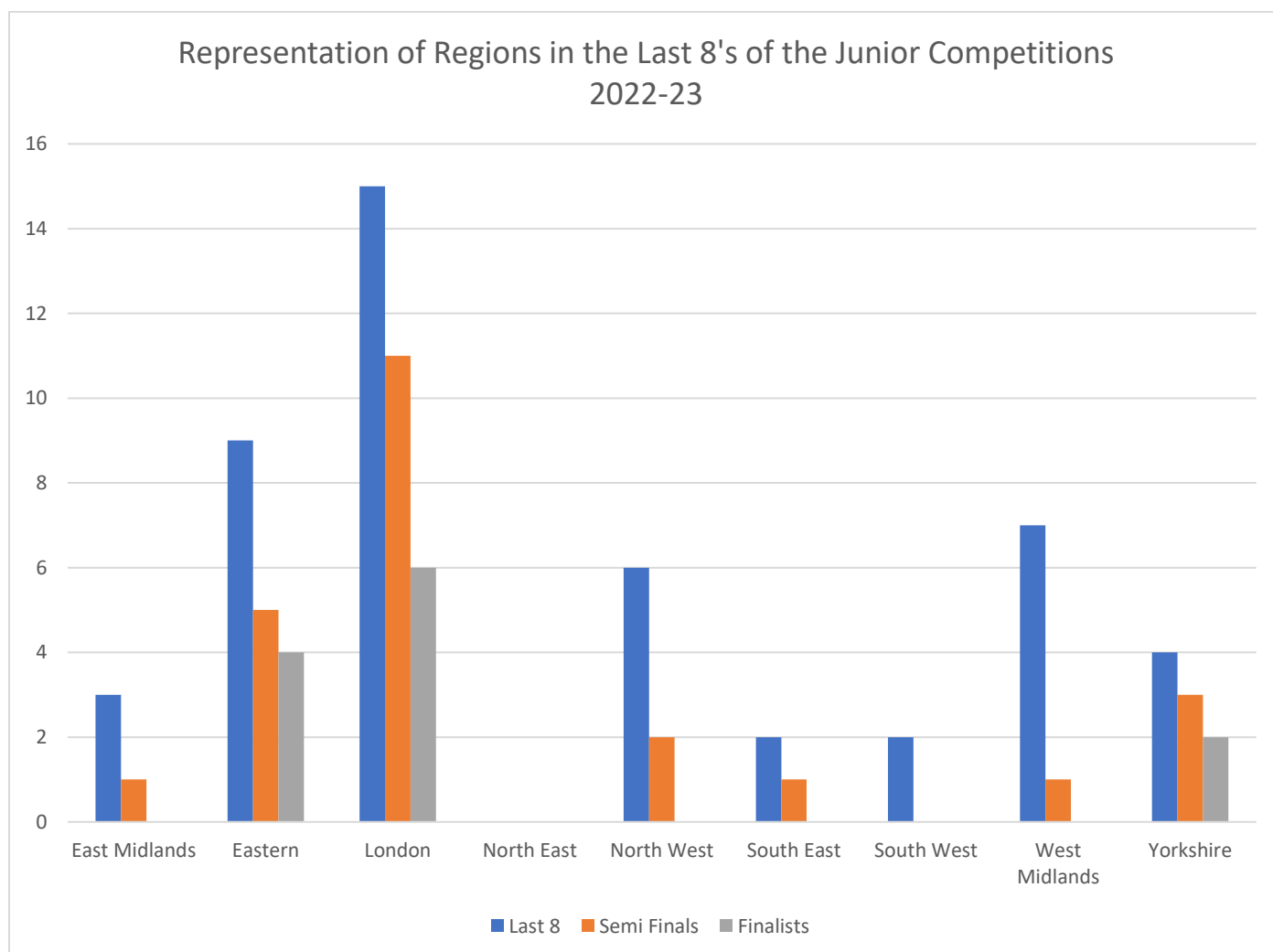
## Performance Overview

### Team Performances across Grand Prix Series

When we look at the performance of each team and club at each Age Category, we have created an [Overall Ranking System](#) which takes the results of each Tier 1 Grand Prix and ranks each team accordingly. This allows the Competitions Team to organise the subsequent Grand Prix's into ability groups to enhance the standard of competition and gives the players an opportunity to experience a competitive day of volleyball. This encourages participation at all levels of Tier 1 competition and raises the engagement of the clubs and teams throughout the year, this was shown in Grand Prix 3 as the participation did not decrease as in previous years. Appendix D lists the teams and their region participating in the Last 8's of the 2022-23 season.

The table below show the representation of each region in the Last 8's and their conversion rates into the semi-finals and finals.

Representative Regions	Teams in Last 8's	Teams in Semi Finals	Finalists
London	15	11	6
Eastern	9	5	4
West Midlands	7	1	0
North West	6	2	0
Yorkshire	4	3	2
East Midlands	3	1	0
South East	2	1	0
South West	2	0	0
North East	0	0	0



## Performance Club/Region Overview

### Positive Progress

- 8 out of the 9 regions were represented in the Last 8 competitions.
- London was the most successful region in the 22-23 season.
- London had the most with 15 teams in the Last 8's with 11 of those making the semi-final stage and 6 the Cup Finals.
- London won three titles with U16 Boys - London Sharks and the U16 & U18 Girls - Richmond Volleyball Club.
- Eastern produced two winners in the U15 Girls and the U18 Boys competitions with the team from The Boswells School.
- Leeds Gorse from Yorkshire won the U15 Boys competition.
- The North West, West Midlands, London and Eastern provided the majority of the Last 8 teams.

### Areas for Consideration

- The North East region had no representatives in the Last 8 competition.
- The North East and South West had no representatives in the semi-final stage of the competition.
- To increase the performance of teams in the other regions out of the top 4 performing regions in 22-23.

We have then looked at the performance of the semi-finalist and the Top 4 on the overall ranking system at each Age Category (Appendix E). We have compared the points difference across all Grand Prix's, their set difference vs matches played and finally the points difference vs sets played. Below are the tables of all the semi-finalists and the Overall Rankings for both genders and age categories.

## Performance Overview of the Semi Finalist

### Positive Progress

- In most age categories the top two teams were the dominant teams in their age groups by a significant amount.
- The boy's competition was on average more competitive than the girls.
- In the Grand Prix stages Richmond VC Girls are dominant in all girls' categories, with The Boswells School joining them in the U15 and U18 age groups.
- The boy's competition was more even with lots of teams similar in their averages.
- IBB Polonia and The Boswells School dominated the U18 Boys, but the other age groups were more evenly matched.
- Leeds Gorse also dominated the U15 boys with Richmond.
- The averages from 3<sup>rd</sup> place down to 10<sup>th</sup> in most age groups were very even with the point difference per set ranging from 0.8 to 4.7. This means most the games were played throughout the season with both teams scoring 20 points per set.

### Areas for Consideration

- The need to close the gap between teams in the Cup Final with the other competitors to raise the standard of the Last 8 competition.
- Consultation on why Richmond and The Boswells School are dominating the girl's competitions.
- Increasing the opportunities for the higher based teams to play more competitive games against the same level of competition.
- To use the National Rankings to organise the Grand Prix's earlier in the competition.
- To introduce a bye in the first round of competition to the semi-finalist's teams for the 2023-24 season.

## Feedback Analysis

As can be seen in Appendix F, the competition format has continued to receive high satisfaction levels, when looked at, but also when broken down by tier, age group, respondent's role etc. and a high number of positive comments were received regarding the organisation and of the level of competition. Several issues/areas for possible improvement have also been raised/identified and these need to be looked at to improve and develop the format. The evidence points towards further evolution, of a broadly successful structure.

### What Went Well

All participants were asked about their feelings on what they felt went well when they competed at a Grand Prix, here is a summary of their responses.

Key Theme	Count	Percentage of respondents
Overall experience/atmosphere	50	18%
Level of Competition	40	14%
Range of Teams	36	12%
Organisation	36	12%
Generally Playing	28	9%
Enjoying being there	22	7%

- 'Ran super smoothly, with excellent care from organisers.'
- 'The encouraging atmosphere, the competition between some of the well-matched teams.'
- 'The competition and the opportunity to play other teams and improve myself.'
- 'The girls enjoyed the volleyball, all the coaches were polite, the host was trying their best to make sure everything goes smoothly.'
- 'It was well organized. Teams were on time and games were enjoyable.'
- 'Very organised on the day; professionally run; suitable level of opponents.'

### What could we improve?

Key Theme	Count	Percentage of respondents
Issues with the Venues	44	15%
Using Qualified/Impartial Referee's	41	14%
Nothing/Don't Know	39	13%
Pre-Competition Organisation	27	9%
Competition Structure	26	9%
Travel	23	8%
Provide awards at the end of the GP's e.g. MVP	13	4%

- 'At times the competition was not organised too well and that caused confusion, for example which team was on when.'
- 'Earlier notice of location and timings - fixture was 80 miles away, so ability to plan a bit more in advance would be great.'
- 'Referees for matches as we felt there was unfair decisions, and some players were refereeing that weren't confident to call out decisions.'
- 'Ensure that the venues provided have courts that can properly accommodate players, at the Leeds competition the 2 courts in use had less than a meter behind them leaving no room for actual serves. No actual officials were provided either, so coaches had to fill in as referees, which lead to obvious bias in some instances.'



In addition to the 'user' feedback it is also important to have observations from HUB team, who were central to organising the competitions. The main points they highlighted were.

- **Short turn arounds between each GP – both within an age group and across age groups.**

This was a result of the competitions been squeezed into 3 months and entries done on a Grand Prix basis. If the competitions are spread over the season and teams enter at the start of the year for the season. We would then be able to set venues in July for the following season for Tier 1 and the majority of Tier 2, this would reduce the pressure during January and April.

Teams would have more time to plan and know where they will be in the subsequent rounds, this will help schools and clubs in their planning for the Junior events.

- **This should be eased if the competitions are spread throughout a full season.**

If we can encourage Junior teams to enter before the summer holidays, we will know the structure of the Tier 1 competitions and start the Grand Prix in October for some age groups, running through to March 2024.

- **Difficulties in securing hosts or hosts been able to secure venues.**

If teams enter the competition by early September, then we can already have the venues secured for the Tier 1 competitions.

Hosts identified and the venues booked early in June/July 2023. Discussions with clubs who have supported the competitions this season, clubs with access to two court venues. We would look at venues across the country to provide a structure of venues that reduce the distance travelled for teams and can create a more regional competition especially for Tier 2 teams.

Tier 1 Grand Prix 2-4 Gold Pools to be held in the Midlands to reduce the transport for teams, this would be booked by Volleyball England but be hosted by two of the competing teams. Areas being considered at present are Coventry, Kettering, Rugby, and Black Country. This may be extended to Silver Pools if we can secure venues.

- **The time spent dealing with Volleyzone issues or completing all the Volleyzone entries for T2 clubs.**

We are upgrading the online system from Volley Zone to SportLoMo (still to be called VolleyZone) which will make the system of registering more simplistic and therefore will not be a deterrent to new teams, schools, or clubs from registering their players.

Many of the teams are now registered, and this information will automatically be transferred to the new server.

- **Development of the upskilling of volunteers to be confident in the roles of referee, linesperson, and scorer.**

This should be for parents and players who are asked to complete these roles at Grand Prix's and the Last 8 competitions. The expectation by 2024-25 season is that any person taking on a specific role has been trained in the responsibilities and expectations. As a referee they should hold the Grade 4 referees' qualification (this includes coaches who referee at Grand Prix events) which teaches the participant how to referee, line judge and score a game. The expectation on these volunteers would be to provide their referees affiliation to the Host at the start of the day. The score sheet for games would move from a normal tally chart to a 3 set FIVB score sheet for the Tier 1 competitions at U18 & U16 for the Last 8's 2023-24 season and continue for all Grand Prix events. The current score sheet will remain for all age groups at Tier 2. The upskilling of the Junior players and parents will increase the volunteer network for clubs as they would be able to support the officiating at an appropriate level of their experience.

- **Producing all the host and entrants' information packs, including results spreadsheets.**

The information packs for both hosts and entrants are completed and will only need updating for the 2023-24 season. We have worked on creating result spreadsheets for many different schedule formats especially for Tier 2 competitions. This year if a host would like a specific format for their venue, then we have this available to suit venue timings and number of courts etc.

- Checking and compiling results.

*This will require the same level of work.*

- Checking player list/ team sheets against Volleyzone

- It is imperative that all hosts return the team sheets on the Monday after a competition by taking a scan of each sheet and returning them to [competitions@volleyballengland.org](mailto:competitions@volleyballengland.org) this is to ensure players were registered and checking for regulation breaches. This also allows us to track the age range of players in each competition and each club's development of teams and players. *This will require the same level of work.*

The HUB team do however feel, that with the body of work already in place should mean that the workload is eased/reduced. If we can sign teams up before the summer holidays with a deadline of early September, the Tier 1 Grand Prix can be organised with pools and venues for an October start. The booking of Central Venues across the country for both Tiers will mean teams will know where the majority of the Grand Prix's will be held and when the Pools are published, they will be able to organise transport and teams earlier. If the results are processed on the weekend of competition, then we can organise the next pools very quickly.

If U15 & U16 were to be amalgamated, then this would free three weekends for further competition and provide more competition dates for both U16 and U18 competitions. We could then start developing the U14 4v4 competition offer and have more players experiencing volleyball at a younger age.

## Proposals for the 2023-24 season

Given the high level of satisfaction recorded and the many positive comments received, any changes for 2023-24 need to be carefully considered so as not to adversely affect those consistent satisfaction levels, although consideration needs to be made at the U18 boys competition, and the U15 Tier 1 and Tier 2 competitions where we have witnessed a significant difference of satisfaction between the genders at U18 and ability categories at U15.

The high level of satisfaction is also supported in the '*areas that could be improved*' feedback where the 'nothing/don't know' option was at 13% just below venues (15%) and referees (14).

When looking at the Key Themes in the '*areas that could be improved*' some of the issues could be addressed via changes to the competition structure/format, and others by encouraging change via clubs/hosts. There are also some differences in the issues around the T1 and the T2 competitions.

Having analysed and considered the feedback in detail the following issues have been identified as the ones which should be looked at to see if changes can be made to address them (Appendix G). It should be noted that whatever options are selected the competitions will be spread over the period Oct – May

### 4 main objectives for 2023-24

1. **To increase the volunteers** in the Junior section to include coaches, parents, and junior volunteers.
2. **To increase the quality and facilitation of competitions at our venues** we use for Junior Competitions, create central venues across all regions and then national HUBS for Tier 1. Invest in Long net systems of 2 court halls to accommodate U14 4V4 competitions.
3. **To decrease the travelling times for Tier 2 teams and U14 competitions**, increasing the participation at regional level for Tier 2 competitions especially U14. Tier 1 VE will look at Central venues to allow fairer travel times/distances and reduce costs for many teams participating in these GP round.
4. **To inspire more junior teams to play volleyball**, give more opportunities for recognition of achievements at all levels of participation e.g., Cup Final (Top 8), Shield Final (9-16<sup>th</sup>), Tier 2 Last 8 and a National Festival of volleyball for U14's.

### Examples of financial costs for Tier 1 and Tier 2 Grand Prix's

To understand the financial implications for individual athletes for the 2022-23 junior season and the increase in Grand Prix's for 2023-24 I have created an example of the breakdown costs to a player committing to the National Junior Competition. I have considered entry fees, travel costs, hosting fees and any referee fees that may be included during the season. I have taken a maximum cost from 2022-23 for all these aspects so the Costs Per Grand Prix for a player would be a maximum cost if the player participated in an event (Appendix H).

### Grand Prix Dates 2022-23

2022-23 Dates	GP1	GP2	GP3/Last 8
U15 Boy	21/1/23	4/3/23	Last 8 25/3/23
U15 Girls	22/1/23	5/3/23	26/03/23
U16 Boys	10/12/22	4/2/23	Last 8 11/3/23
U16 Girls	11/12/22	5/2/23	12/3/23
U18 Men	26/11/22	14/1/23	18/2/23
U18 Women	27/11/22	15/1/23	Last 8 - 19/2/23

## Grand Prix Proposed Dates 2023-24

2023-24 Proposed Calendar	October	November	December	January	February	March	April
U14 Boys/Open					GP1		Divisional HUB
U14 Girls					GP1		Divisional HUB
U15 Boys/Open T2	GP1	GP2	GP3	GP4	GP5		
U15 Girls T2	GP1	GP2	GP3	GP4	GP5		
U15 Boys/Open T1				GP1	GP2	GP3 - LAST 8	CUP FINAL
U15 Girls T1				GP1	GP2	GP3 - LAST 8	CUP FINAL
U16 Boys/Open		Pre Lim	GP1	GP2		GP3 - LAST 8	CUP FINAL
U16 Girls		Pre Lim	GP1	GP2		GP3 - LAST 8	CUP FINAL
U18 Men/Open	Pre Lim		GP1	GP2		GP3 - LAST 8	CUP FINAL
U18 Women	Pre Lim		GP1	GP2		GP3 - LAST 8	CUP FINAL
Game Days	4	4	6	8	6	6	4

2023-24 Proposed Calendar	October	November	December	January	February	March	April
U14 Boys/Open					10/02/2024		13/04/2024
U14 Girls					11/02/2024		14/04/2024
U15 Boys/Open T2	14/10/2023	18/11/2023	16/12/2024	20/01/2024	24/02/2024		
U15 Girls T2	15/10/2023	19/11/2023	17/12/2024	21/01/2024	25/02/2024		
U15 Boys/Open T1				20/01/2024	24/02/2024	23/03/24 – L8	CUP FINAL
U15 Girls T1				21/01/2024	25/02/2024	24/03/2024	CUP FINAL
U16 Boys/Open		04/11/2023	09/12/2023	27/01/2024		16/3/24 – L8	CUP FINAL
U16 Girls		05/11/2023	10/12/2023	28/01/2024		17/03/2024	CUP FINAL
U18 Men/Open	21/10/2023		02/12/2023	13/01/2024		02/03/2024	CUP FINAL
U18 Women	22/10/2023		03/12/2023	14/01/2024		3/3/24 – L8	CUP FINAL
Game Days	4	4	6	8	6	6	4

### Race for the Cup

We create a Final 4 weekend for the U15, U16 and U18 competitions, which would include a Semi Final on the Saturday for the U16 & U18 age groups and a final on the Sunday. The U15 competition would be a straight final between the top two teams (semi-final played on the Last 8 date). The facility would need to be a 2-court venue which would accommodate seating and be run at the same level as the Cup Finals.

The event would be a specific weekend of Junior Cup Finals including 24 teams. We would present awards for 1<sup>st</sup>, 2<sup>nd</sup> and 3<sup>rd</sup> places for the teams and award an MVP for each final match. The semi-finals on the Saturday would be the best of 3 sets and the finals on the Sunday would be the best of 5 sets.

Here is an example of the weekend structure:

<b>Saturday</b>					
Time of Match	11.00	12.30	14.00	15.30	17.00
Court 1	U16B – S/F 1	U16B – S/F 2	U18B – S/F 1	U18B – S/F 2	U15B - FINAL
Court 2	U16G – S/F 1	U16G – S/F 2	U18G – S/F 1	U18G – S/F 2	U15G - FINAL
<b>Sunday</b>					
Time of Match	9.30	12.00	14.30	17.00	
Court 1	U16B – FINAL	U16B – 3 <sup>RD</sup> /4 <sup>TH</sup>	U18B – FINAL	U18B – 3 <sup>RD</sup> /4 <sup>TH</sup>	
Court 2	U16G – 3 <sup>RD</sup> /4 <sup>TH</sup>	U16G – FINAL	U18G – 3 <sup>RD</sup> /4 <sup>TH</sup>	U18G – FINAL	

## How Grand Prix pools are decided - 2022-23 Season.

1. Grand Prix #1 – U18 and U16 Teams will be seeded into pools based on last year's final rankings. U15 Teams will be placed into geographical pools.
2. Grand Prix #2 (including U15's) – Teams will be allocated into ranked pools based on Grand Prix points from Grand Prix #1.
3. Grand Prix #3 / Last 8's – Teams will be allocated into ranked pools based on accumulated Grand Prix points from Grand Prix #1 and Grand Prix #2
4. Teams will be allocated into pools of four where possible. If the entries result in a pool of three or five teams, they will be assigned to the lowest ranked pool.

<b>Proposal for 2023-24 Season</b>	
<b>Grand Prix #1</b>	U18 and U16 Teams will be seeded into pools based on last year's overall final rankings.
<b>Grand Prix #2</b>	Teams will be allocated into ranked pools based on Grand Prix points from Grand Prix #1. <b>8 x Gold, 8 x Silver, 8 x Bronze etc</b>
<b>Grand Prix #3</b>	Teams will be allocated into ranked pools based on accumulated Grand Prix points from Grand Prix #1 and Grand Prix #2. 1-4 Platinum 5-12 Gold 13-20 Silver 21-28 Bronze
<b>Grand Prix #4</b>	Last 8 – Platinum Race for the Cup 9-16 - Gold Cup Knockout Cup Placings 17-24 -Silver Cup Knockout Placings 25-32 – Bronze Cup Knockout Placings
<b>Race for the Cup</b>	Final Four Weekend Saturday - U16/U18 Semi Finals & U15 Finals Sunday - Cup Finals and 3 <sup>rd</sup> /4 <sup>th</sup> Play Offs

## U18 Tier 1 and Tier 2 (6v6)

The U18 competition will continue the same into the 2023-24 season. The last two years has seen an increase in clubs and teams participating in this age group.

Teams entering Tier 1 will be ranked after the 1<sup>st</sup> round of matches and then Pools will be organised accordingly. This is a National Competition, and all teams should be willing to travel for their fixtures.

The Last 8 would be extended to include the Last 16. The Last 8 would play for the Cup and the teams ranked 9<sup>th</sup>-16<sup>th</sup> would compete for the Shield.

This would mean the Last 16's would run over the two days with Boys on the Saturday and the Girls on the Sunday.

## U18 Tier 2

The Last 8 teams would be encouraged to join the Tier 1 competition the following year if U17.

## 2 suggestions for the end of season

- The Tier 2 competition would also be Nationally Ranked, and we would support a Last 8 competition at a two-court venue for the highest ranked boys /open and girls' teams. This would lead to a Tier 2 Plate/Bowl winner.
- National Rankings for Tier 2 could lead with a final 6-9 at an organised venue, with a conclusion on the day or Tier 2 Plate/Bowl final on a cup final weekend.

## **Combine the U15 & U16 age groups into Tier 1 and Tier 2 competition of 6v6.**

The figures suggest that the U15 age group is playing within the U16 structure. This means that the Junior workforce is doubling up their efforts for the same group of players.

If we join these age groups together it will allow us to develop the opportunities further for these players. By joining the ages together, we can extend the U16 competition to 5/6 dates instead of 3.

We can also extend the U18 competition to more dates to enhance the competition.

With this decision we can concentrate some time to the U14 competition for development of more clubs, teams, and players.

The Grand Prix structure will continue in the same format but over more rounds, therefore the rankings will show a more comprehensive table.

The Last 8 would be extended to include the Last 16. The Last 8 would play for the Cup and the teams ranked 9<sup>th</sup>-16<sup>th</sup> would compete for the Shield.

This would mean the Last 16's would run over the two days with Boys on the Saturday and the Girls on the Sunday.

### **U16 Tier 2**

Tier 2 would still be regional, possibly dual region to play different teams, if teams would like to play more Nationally this could be organised if enough teams are willing to travel.

Teams would receive a ranking on performance to show how they have performed against other teams in different pools, this would give them an idea of a National Ranking for Tier 2.

The Last 8 teams would be encouraged to join the Tier 1 competition the following year.

### **2 suggestions for the end of season**

- The Tier 2 competition would also be Nationally Ranked, and we would support a Last 8 competition at a two-court venue for the highest ranked boys /open and girls' teams. This would lead to a Tier 2 Plate/Bowl winner.
- National Rankings for Tier 2 could lead with a final 6-9 at an organised venue, with a conclusion on the day or Tier 2 Plate/Bowl final on a cup final weekend.

### **U15 Tier 2 Competition of 4v4**

Volleyball England will work closely with a Regional Junior Development Officer to deliver U15 regional competitions throughout the Junior season. The Junior Officer would be the intermediate representative to co-ordinate the venues needed for each competition date.

We would facilitate 3 dates over the season for the U15 4v4 where we would encourage these teams to join the Tier 2 Grand Prix's for rounds 4&5.

The Junior Officer will link with Region Clubs to discuss the format they would like across their region e.g., balanced competition, ability, participation, numbers of teams per venue etc.

VE will produce the Pools accordingly and organise the fixtures and result sheets for the host to complete, which will be displayed on the VE website.

The teams competing will be ranked within their region or dual regions.

## **U14 Tier 2 4v4**

Grand Prix #4 & #5 will be for U14 4v4 teams and will be a volleyball festival across England. We will create 4 Regional HUBS that will have a two-sports hall facility to hold an 8 court Grand Prix. Teams will be willing to travel to their closest Region or choose to travel to a neighbouring Region to play different teams.

The weekend will have a boys/open competition on the Saturday and a girl's competition on the Sunday. Medals will be provided for the top three teams for each competition.

The Hub Festivals will be based in the North, Midlands, South East and South West for U14 4v4 consisting of multiple teams from different regions at a central venue. This could have a link to the Volleyball England Futures programme.

The festivals could be arranged into a Tier 1 & 2 competition to balance competition and age ranges that apply to compete.

If demand is high enough, we may be able to facilitate a U13 or U12 specific competition in the same format, this could be played on the weekend of May 11<sup>th</sup>-12<sup>th</sup> and the U14 on the 23<sup>rd</sup>-24<sup>th</sup> March.

Teams would be encouraged to join the Tier 1 or Tier 2 U16 competition for the 2024-25 season depending on their development within the U14 competition.

### **Expected Outcomes for the U14 4v4 Competitions.**

- More hosts available as the weekends will be focused on 4v4 competition. Venues and hosts identified and booked early in the season, with extra venues added when the need arises.
- VE able to identify and support regions for U14 development through their Get. Keep. Grow. programme, to increase competition, venues, and volunteers.
- Increase the opportunities for U12-U14 2v2-4v4 participation in National Competitions, therefore increasing the confidence of schools and clubs to progress to the U16 and U18 competitions.
- Flexibility of regions to host venues to cater for the demand of teams in their region.
- Development of facilities across the country as identified by regions and VE. VE will look to invest in long net systems for Clubs or schools that support the National Competition Framework.
- Increase the opportunities for participants to play 4v4 in their regions across numerous weekends to reduce the travelling times and increase playing hours.
- Flexibility for hosts to decide on the format of the days schedule to include level of ability, number of teams, playing format or 2s, 3s or 4s.
- Increase in participation at the younger age groups.
- Opportunities to develop young coaches and officials to support the events to increase overall volunteer network.
- U14 coaches are older Juniors U15-U25 and they are mentored by their head/main coaches during the U14 4v4 Grand Prix's and Regional HUB Festivals.
- Increase in club and participation numbers.
- Encourage schools to participate in locally run events, possible weeknight 90-minute competitions as demonstrated in the 2v2 and 3v3 strategies.

## **Officiating – to increase volunteers and workforce network.**

- All regions to appoint a Junior Development Officer to liaise and work with the VE Office
- All officiating volunteers (1<sup>st</sup> & 2<sup>nd</sup> referee, lines person and scorer) all are qualified Grade 4 Referees.
- Volunteers include – coaches, players, parents, and any other person asked to fulfil these positions.
- All players develop their scoring skills to be able to complete a FIVB scoresheet to be implemented in the start of the 2024-25 season for U18 & U16 Tier 1 competition.
- Line judge's minimum requirement is to understand the responsibilities and be able to deliver a competent standard of line judging.
- U14 coaches are older Juniors U15-U25 and they are mentored by their head/main coaches during the U14 4v4 Grand Prix's and Regional HUB Festivals.
- The U14 Regional HUB Festivals are refereed, coached, and scored by Junior Volunteers as part of the Volunteer Network.
- Junior Last 16 and Cup Finals are refereed by 25–35 year olds and officiated and scored by anyone 16-25 year olds.

## **2023-24 Junior Competition Structure - Proposal**

### **The Game Plan Strategy 2023-2028**

#### **What success looks like?**

**Increasing demand and supplying opportunities for players, coaches, and officials to showcase and develop their abilities in optimised competitive settings built on solid standards.**

1. Clear and aligned pathways for players, coaches, officials, and volunteers that at all levels are built on the premise of maximising member experience.
2. A fully integrated and intuitive membership and competition system used at all levels of the sport to effectively and efficiently, manage and develop their services to the Volleyball community.
3. An accessible learner management system that provides initial and continual education and development opportunities cascaded through Regions, Counties and Clubs to the Volleyball workforce of coaches, officials, and volunteers.
4. An accessible learner management system that provides initial and continual education and development opportunities cascaded through Regions, Counties and Clubs to the Volleyball workforce of coaches, officials, and volunteers.
5. An aligned and optimised competition structure that engages, grows, and retains people in the sport and that inclusively ensures that progression into Talent pathways is clear, accessible, and universally supported.



## Proposals for the 2023-24 Junior Competition Season

### Aims and Objectives 1 – Amalgamate the U16 and U15 competitions to create a U16 Tier 1 and Tier 2.

#### Pros

- To increase the number of teams in the U16 competition.
- To enhance the competition at Tier 1 U16
- Will increase competition from 15 dates (old format U15-U18) to 20 dates (new proposed format U15-U18).
- The Last 16 final round will optimise the number of teams accessing enhanced pathways to increase players aspirations.
- To create a Cup (1<sup>st</sup>-8<sup>th</sup>) and Shield (9<sup>th</sup> – 16<sup>th</sup>) Finalists.
- Engage more U15 into the 6v6 format of the game and increase performance and participation.
- Create a Tier 2 National Ranking system that allows for a Last 6-8 for the Final round.
- To reduce transport issues at Tier 2
- Reduce the number of days the coaches and volunteers double up on the same athletes, this will allow further developments of the Junior Competitions.

#### Cons

- Cost will increase due to more Grand Prix dates.
- There will be no U15 Last 8 or Cup Final.
- Next year only the opportunities for Under 15 will reduce by one date if they played in both U16 and U15 in 2021-22.

### Aims and Objectives 2 – Increase the 3 Grand Prix's to 4 or 5 Grand Prix's.

#### Pros

- Increase in the number of competitions for U18-U14
- To increase the length of the season from November to March to October – April
- To allow the Overall Standings to be a true reflection over a season with an extra 2 rounds for teams to compete.
- To structure the competition so similar ability teams are playing more performance-based games across the season in Tier 1.
- To allow Tier 2 teams more opportunities to play competitive volleyball in a National Structure.
- To encourage more clubs or schools to commit to a competitive season of volleyball.
- To enhance the offer to U14 4v4 teams in a National Competition framework and to encourage regions to increase their provisions for U14 competition.
- The National Rankings create a higher competitive structure of competition.
- The increase in the Last 8 to Last 16 engages more teams to compete for the Top 16 positions in their specific age group.
- If players are selected for both age groups in their clubs, then they will play between 6 or 8 times a season.
- With an increase in dates means the cost to players remain the same for Tier 1 and Tier 2 Grand Prix players. There could be a decrease in costs and travel, especially for the Last 16 teams.

#### Cons

- Increase commitment from the coaches and volunteers from 18 days to either 24 (4 GP's) or 30 (5 GP's) in total if you enter all events.
- Costs are going to be different for each club and some will find costs increase due to travelling and costs of home venues, others will see fees decrease.
- Do we have enough facilities and hosts available to support all the pools.

### **Aims and Objectives 3 – Introduction of a dedicated weekend for U15/U14 – Tier 2 4v4**

#### **Pros**

- To align, optimise and structure competition that engages, grows, and retains people in volleyball.
- Progression into Talent Pathway is clear, accessible, and universally supported.
- By amalgamating the U16 & U15 age groups allows everyone to focus on starting their volleyball journey or developing their young talent from 4v4 to 6v6.
- By calling this U15 Tier 2 4v4 in 2023-24 will encourage any new teams to enter the National Framework and develop their clubs to join the U16 Tier 2 by Grand Prix 4.
- The Grand Prix caters for U14-U12's and can be flexible to play 2v2, 3v3 or 4v4 dependant on age and standard of entries.
- Pools can be between 4 teams and 12 teams depending on number of entries and facilities.
- The three-year plan would be to make this a U14 4v4 competition with extra days for specific U13 and U12 competitions.
- To develop the regions provision for U14 volleyball, to work closely with a Junior Development Co-Ordinator who will liaise with VE to assess the specific needs of their region and identify areas of support.
- Each Grand Prix will be a stand-alone competition which starts as Regional but could allow teams to enter a neighbouring Pool if they are willing to travel further for varied competition.
- The Final 2 GP's will be in Central HUB Festivals identified by VE. This would consist of a North, Midlands, South East and South West competitions. This will bring together several teams, these festivals are open to anyone to apply who has registered and participated in previous Grand Prix rounds.

#### **Cons**

- Regions able to identify and nominate a Junior Development Co-ordinator that will report to VE and be able to collate the regions capabilities and future needs to start September 2023.
- Facilities available to cater for small-sided games and the number of teams entering, a long net system is essential.
- Identify a two-court venue for the regions and for the Central HUB Grand Prix's.
- Not enough entries per region and therefore travel times increase.
- Overall costs to teams will increase with the increase in participation.

## **Aims and Objectives 4 - Officiating – to increase the volunteer network.**

### **Pros**

- To increase the Volunteer Network to support coaches and clubs develop their Junior Provision.
- To develop players, parents, and volunteer's skills in officiating.
- To make sure volunteers who are officiating or scoring Junior Grand Prix's are Grade 4 Referee Qualified
- To teach players how to score a FIVB scoresheet.
- To prioritise the role of officials and the importance of the volunteer roles that allow for Junior Competitions to exist.
- U14 coaches are older Juniors U15-U25 and they are mentored by their head/main coaches during the U14 4v4 Grand Prix's and Regional HUB Festivals.
- The U14 Regional HUB Festivals are refereed, coached, and scored by Junior Volunteers as part of the Volunteer Network.
- These Junior officials will filter into regional and local teams and support the officiating at your clubs' games and develop their understanding and confidence of officiating.

### **Cons**

- Access to grade 4 referee's courses.
- Clubs will need to dedicate a small amount of time to make sure their teams have enough qualified players/volunteers to support the running of the GP's.
- Initial costs to clubs for upskilling their players and volunteers to Grade 4.

Appendix A

Club and Team Junior Competition Participation Numbers 2021-22 vs 2022-23

GRAND PRIX TEAM TOTALS

		Under 18		Girls				Under 16		Boys		Girls		Under 15		Boys		Girls	
		T1	T2	T1	T2	T1	T2	T1	T2	T1	T2	T1	T2	T1	T2	T1	T2	T1	T2

2021-22 Entries		GP 1	GP 2	GP 3	Last 8	Total	GP 1	GP 2	GP 3	Last 8	Total	GP 1	GP 2	GP 3	Last 8	Total	GP 1	GP 2	GP 3	Last 8	Total
		34	24	8	14	80	34	24	8	14	80	34	24	8	14	80	34	24	8	14	80
		34	33	29	8	96	25	14	8	4	51	26	17	15	58	12	27	8	8	1	36
		24	8	14	8	54	12	27	8	1	25	29	29	26	84	12	27	8	8	1	25
		8	29	8	4	49	8	27	8	8	26	8	8	6	28	8	52	6	3	3	28
		14	8	4	58	84	4	8	1	8	28	0	6	217	0	6	217	0	6	217	0
		80	96	51	58	176	36	81	25	84	193	28	165	29	217	28	165	29	217	28	165
		176	109	117	109	193	117	109	109	153	246	193	246	217	217	193	246	217	217	193	246

2022-23 Entries		GP 1	GP 2	GP 3	Last 8	Total	GP 1	GP 2	GP 3	Last 8	Total	GP 1	GP 2	GP 3	Last 8	Total	GP 1	GP 2	GP 3	Last 8	Total
		34	33	26	8	101	34	36	29	8	99	26	24	21	8	72	18	36	17	8	60
		34	29	13	8	71	25	25	13	8	56	15	16	8	41	15	35	16	8	66	
		25	13	8	71	56	24	22	14	8	46	8	8	8	34	8	33	8	8	53	
		26	21	8	71	56	14	21	14	25	54	8	8	8	34	8	33	8	8	53	
		71	8	71	71	285	8	8	8	25	49	8	8	8	34	8	33	8	8	53	
		142	139	139	139	200	72	67	67	72	153	49	104	49	179	153	104	49	179	153	
		200	142	139	139	200	139	139	139	153	228	153	228	179	179	153	228	179	179	153	

2021-22		Entries GP1	Entries GP2	Entries GP3	Total	Total GP Entr	Entries GP1	Entries GP2	Entries GP3	Total	Total GP Entr	Entries GP1	Entries GP2	Entries GP3	Total	Total GP Entr	Entries GP1	Entries GP2	Entries GP3	Total	Total GP Entr
		68	57	51	176	285	39	39	39	117	226	65	68	60	193	439	78	90	78	246	950
		51	31	27	109	285	37	37	35	109	226	78	90	78	246	950	78	90	78	246	950
		31	27	109	176	285	37	37	35	109	226	78	90	78	246	950	78	90	78	246	950
		109	109	109	109	285	37	37	35	109	226	78	90	78	246	950	78	90	78	246	950

2022-23		Entries GP1	Entries GP2	Entries GP3	Total	Total GP Entr	Entries GP1	Entries GP2	Entries GP3	Total	Total GP Entr	Entries GP1	Entries GP2	Entries GP3	Total	Total GP Entr	Entries GP1	Entries GP2	Entries GP3	Total	Total GP Entr
		68	69	63	200	342	50	46	43	139	278	54	50	49	153	381	77	82	69	228	1001
		51	49	42	142	342	45	47	47	139	278	77	82	69	228	1001	77	82	69	228	1001
		49	42	142	200	342	47	47	47	139	278	77	82	69	228	1001	77	82	69	228	1001
		142	142	142	142	342	47	47	47	139	278	77	82	69	228	1001	77	82	69	228	1001

Diff vs 2021-23

Figures taken on Thursday 30th March 2023

OVERALL NUMBERS			
	2021-22	2022-23	Variance
Number of Players	2245	2241	-4
Number of Teams	950	1001	51
Number of Clubs	82	91	9

JUNIOR GRAND PRIX SERIES ENTRIES			
	2021-22	2022-23	Variance
GP1	338	345	7
GP2	322	343	21
GP3	290	313	23
<b>TOTAL</b>	<b>950</b>	<b>1001</b>	<b>51</b>

# JUNIOR COMPETITION ENTRIES 2021-22 VS 2022-23

		Under 18		Girls	
		Boys	T2	T1	T2
T1					

		Under 16		Girls	
		Boys	T2	T1	T2
T1					

		Under 15		Girls	
		Boys	T2	T1	T2
T1					

GRAND PRIX #1					
Entries 21-22	34	34	25	26	
Entries 22-23	34	34	25	26	
Difference	0	0	0	0	

	12	27	8	29	
	26	24	22	23	
	14	-3	14	-6	

	12	53	8	70	338
	18	36	17	60	345
	6	-17	9	-10	7

GRAND PRIX #2					
Entries 21-22	24	33	14	17	
Entries 22-23	33	36	25	24	
Difference	9	3	11	7	

	12	27	8	29	
	24	22	23	24	
	12	-5	15	-5	

	8	60	12	78	322
	15	35	16	66	343
	7	-25	4	-12	21

GRAND PRIX #3					
Entries 21-22	8	29	8	15	
Last 8	14		4		
Entries 22-23	26	29	13	21	
Last 8	8		8		
Difference	12	0	9	6	

	8	27	8	26	
	4		1		
	14	21	14	25	
	8		8		
	10	-6	13	-1	

	8	52	6	69	290
	0		3		
	8	33	8	53	313
	8		8		
	8	-19	7	-16	23

Figures taken on Thursday 30th March 2023

OVERALL NUMBERS			
	2021-22	2022-23	
Number of Players	2245	2241	-4
Number of Teams	950	1,001	51
Number of Clubs	82	91	9

JUNIOR GRAND PRIX SERIES ENTRIES				
	2021-22	2022-23		Variance
GP1	338	345		7
GP2	322	343		21
GP3	290	313		23
<b>TOTAL</b>	<b>950</b>	<b>TOTAL</b>	<b>1001</b>	<b>51</b>

## Appendix B

The figures below break down the number of players into ages across all junior competitions, please discard the numbers between 0-9 and #NUM! as these are players who have entered the incorrect DOB on Volley Zone, they still participated but we are unsure which age group they are in.

Age of Performer	Number of Performers (VolleyZone March 23)
0	51
1	33
2	1
3	3
6	2
9	3
10	10
11	28
12	75
13	176
14	373
15	479
16	454
17	375
18	175
#NUM!	12
Grand Total	2250

## Appendix C

The age range of the Tier 2 U15 players is also significant to the planning for next year. We have used the team sheets to analyse the age of the players competing in the Tier 2 4v4 Under 15 competitions in 2022-23.

Age of Performer	Number of Performers (VolleyZone March 23)	Under 15 Comp T2 (GP3)		Under 15 Comp T1 (GP3)		Totals
		Boys	Girls	Boys	Girls	Overall
10	10	0	1	0	0	1
11	28	6	4	0	0	10
12	75	13	28	1	3	45
13	176	33	33	13	12	91
14	373	61	57	41	41	200
15	479	51	73	109	82	315
Grand Total	2250	164	195	164	138	661

Totals Overall	Numbers
Years 10-15 (Volley Zone)	1141
Year 10-15 (GP3)	661
10–14-year-olds (GP3)	347
15-year-old (GP3)	315

## Appendix D

The following tables list the teams and their region participating in the Last 8's of the 2022-23 season.

U15 Boys	Region
Leeds Gorse	Yorkshire
Richmond	London
Deep Dish	London
Ashcombe Dorking	South East
Newcastle Staffs	West Midlands
Urmston Grammar	North West
Ashfield Vipers	East Midlands
South Bucks	Eastern

U16 Boys	Region
Richmond A	London
Leeds Gorse	Yorkshire
London Sharks	London
Richmond B	London
The Boswells School	Eastern
Urmston Grammar	North West
London Lynx	London
Newcastle Staffs	West Midlands

U18 Boys	Region
IBB Polonia	London
The Boswells School	Eastern
Newcastle Staffs	West Midlands
Richmond A	London
Hull Thunder	Yorkshire
Urmston Grammar	North West
Worthing Panthers	South East
Black Country	West Midlands

U15 Girls	Region
The Boswells School	Eastern
Richmond A	London
VBDC	London
Leeds Gorse	Yorkshire
South Bucks	Eastern
Richmond B	London
Darkstar Vipers	East Midlands
Urmston Grammar	North West

U16 Girls	Region
Richmond	London
The Boswells School	Eastern
Urmston Grammar	North West
Darkstar Vipers	East Midlands
South Bucks	Eastern
Black Country	West Midlands
VBDC	London
London Sharks	London

U18 Girls	Region
The Boswells School	Eastern
Richmond	London
Urmston Grammar	North West
South Bucks	Eastern
Exeter Storm	South West
Coventry & Warwick Riga	West Midlands
Black Country	West Midlands
Wessex	South West

## Appendix E

Semi-finalist and the Top 4 on the overall ranking system at each Age Category.

We have compared the points difference across all Grand Prix's, their set difference vs matches played and finally the points difference vs sets played. Below are the tables of all the semi-finalists and the Overall Rankings for both genders and age categories.

<b>Semi Finalists</b>					
<b>U15 Boys</b>	GP 1	GP 3	Over GP 1-3	PD/SP	SD/MP
	Pts Diff	Pts Diff	Pts Diff	GP Overall	GP Overall
Leeds Gorse	66	57	189	10.5	2.00
Richmond	81	63	183	9.2	1.60
Deep Dish	45	23	98	4.7	0.90
Ashcombe Dorking	37	-1	19	1	0.90

<b>Overall Rankings after 3 GP's</b>					
<b>U15 Boys</b>	GP 1	GP 3	Over GP 1-3	PD/SP	SD/MP
	Pts Diff	Pts Diff	Pts Diff	GP Overall	GP Overall
Leeds Gorse	66	57	189	10.5	2.00
Richmond	81	63	183	9.2	1.60
Deep Dish	45	23	98	4.7	0.90
Ashcombe Dorking	37	-1	19	1	0.90

<b>Semi Finalists</b>					
<b>U15 Girls</b>	GP 1	GP 3	Over GP 1-3	PD/SP	SD/MP
	Pts Diff	Pts Diff	Pts Diff	GP Overall	GP Overall
The Boswells School	70	42	160	8	1.80
Richmond	91	51	176	8.8	1.80
VBDC	37	30	88	4.2	0.80
Leeds Gorse	32	-1	22	1.1	0.00

<b>Overall Rankings after 3 GP's</b>					
<b>U15 Girls</b>	GP 1	GP 3	Over GP 1-3	PD/SP	SD/MP
	Pts Diff	Pts Diff	Pts Diff	GP Overall	GP Overall
Richmond	91	51	176	8.8	1.80
The Boswells School	70	42	160	8	1.80
VBDC	37	30	88	4.2	0.80
Urmston Grammar	64	-6	66	3.5	0.80



<b>Semi Finalists</b>					
<b>U16 Boys</b>	GP 1	GP 3	Over GP 1-3	PD/SP	SD/MP
	Pts Diff	Pts Diff	Pts Diff	GP Overall	GP Overall
London Sharks	42	27	79	3.8	1.00
Leeds Gorse	38	41	84	4	1.10
Richmond A	68	18	158	7.9	1.30
Richmond B	32	14	27	1.2	0.70

<b>Overall Rankings after 3 GP's</b>					
<b>U16 Boys</b>	GP 1	GP 3	Over GP 1-3	PD/SP	SD/MP
	Pts Diff	Pts Diff	Pts Diff	GP Overall	GP Overall
Richmond A	68	18	158	7.9	1.30
Leeds Gorse	38	41	84	4	1.10
London Sharks	42	27	79	3.8	1.00
Richmond B	32	14	27	1.2	0.70

<b>Semi Finalists</b>					
<b>U16 Girls</b>	GP 1	GP 3	Over GP 1-3	PD/SP	SD/MP
	Pts Diff	Pts Diff	Pts Diff	GP Overall	GP Overall
Richmond	106	71	256	14.2	2.00
The Boswells School	50	22	53	2.8	1.00
Urmston Grammar	93	-3	81	4.1	0.70
Darkstar Vipers	39	19	70	4.1	1.10

<b>Overall Rankings after 3 GP's</b>					
<b>U16 Girls</b>	GP 1	GP 3	Over GP 1-3	PD/SP	SD/MP
	Pts Diff	Pts Diff	Pts Diff	GP Overall	GP Overall
Richmond	106	71	256	14.2	2.00
Darkstar Vipers	39	19	70	4.1	1.10
The Boswells School	50	22	53	2.8	1.00
South Bucks	77	-4	130	6.5	0.90

<b>Semi Finalists</b>					
<b>U18 Boys</b>	GP 1	GP 3	Over GP 1-3	PD/SP	SD/MP
	Pts Diff	Pts Diff	Pts Diff	GP Overall	GP Overall
The Boswells School	62	40	164	8.63	1.89
IBB Polonia	68	44	165	9.17	2.00
Newcastle Staffs	48	-4	69	3.45	1.11
Richmond A	25	38	78	3.71	1.00

<b>Overall Rankings after 3 GP's</b>					
<b>U18 Boys</b>	GP 1	GP 3	Over GP 1-3	PD/SP	SD/MP
	Pts Diff	Pts Diff	Pts Diff	GP Overall	GP Overall
IBB Polonia	68	44	165	9.17	2.00
The Boswells School	62	40	164	8.63	1.89
Newcastle Staffs	48	-4	69	3.45	1.11
Richmond A	25	38	78	3.71	1.00

<b>Semi Finalists</b>					
<b>U18 Girls</b>	GP 1	GP 3	Over GP 1-3	PD/SP	SD/MP
	Pts Diff	Pts Diff	Pts Diff	GP Overall	GP Overall
Richmond	102	57	234	12.3	1.90
The Boswells School	99	66	236	13.1	2.00
Urmston Grammar	30	21	59	3.1	0.90
South Bucks	17	-12	13	0.8	0.60

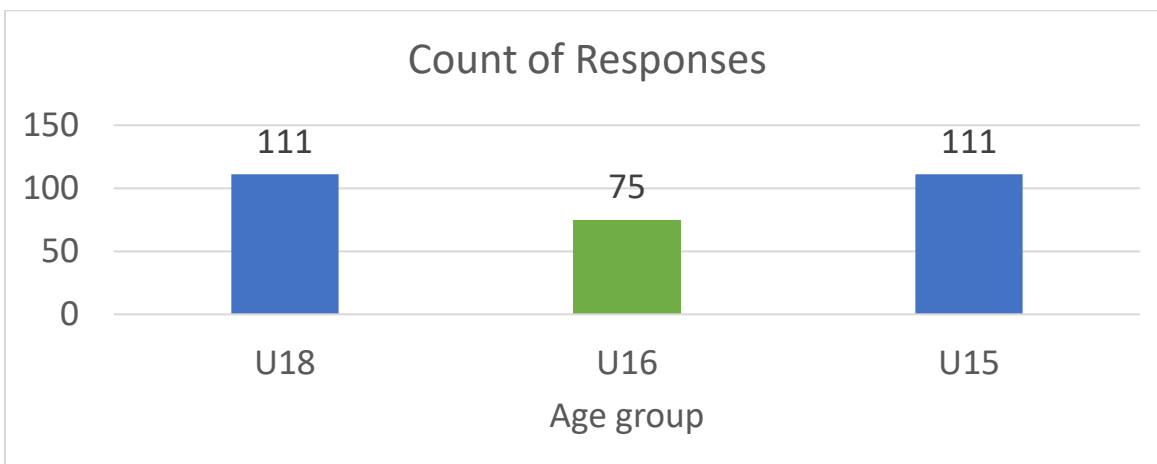
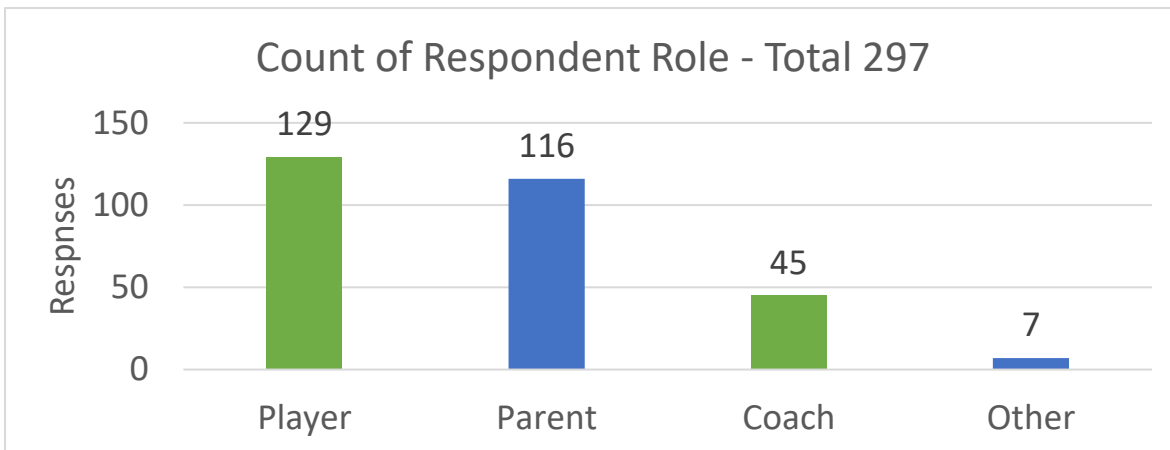
<b>Overall Rankings after 3 GP's</b>					
<b>U18 Girls</b>	GP 1	GP 3	Over GP 1-3	PD/SP	SD/MP
	Pts Diff	Pts Diff	Pts Diff	GP Overall	GP Overall
The Boswells School	99	66	236	13.1	2.00
Richmond	102	57	234	12.3	1.90
Urmston Grammar	30	21	59	3.1	0.90
South Bucks	17	-12	13	0.8	0.60

## Appendix F

### Summary of Junior Competitions Feedback 2022-23 Season

	2021-22	2022-23
Feedback Form Sample Size	410	297
Overall Satisfaction Rating	8.27	8.00
Number of Clubs Entering	82	91
Number of Teams Entering	950	1001
Number of Registered Players	2245	2241

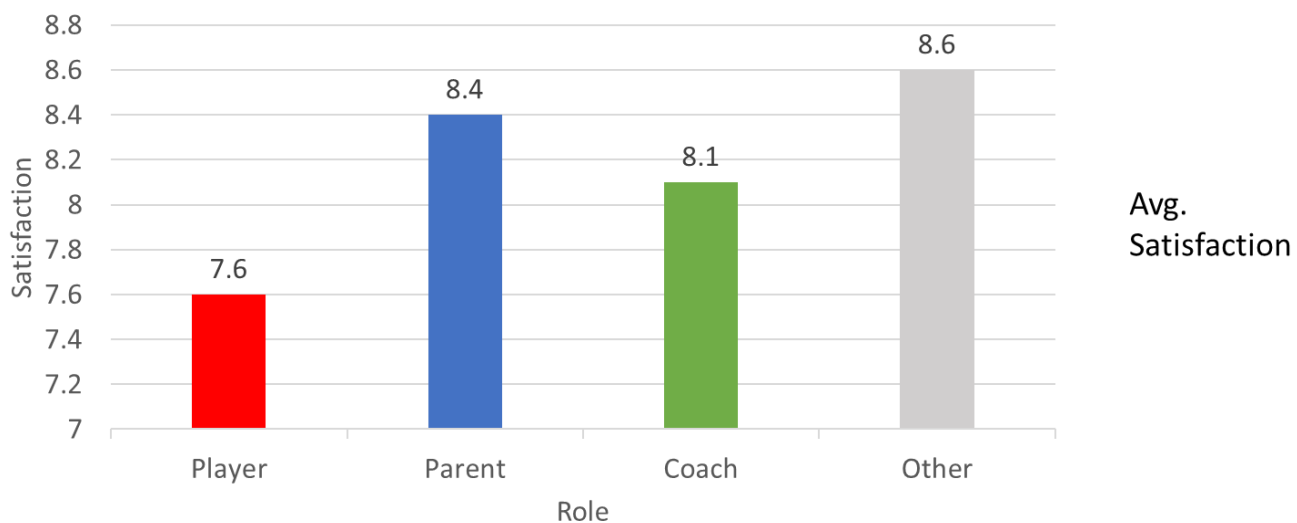
#### Overall Summary



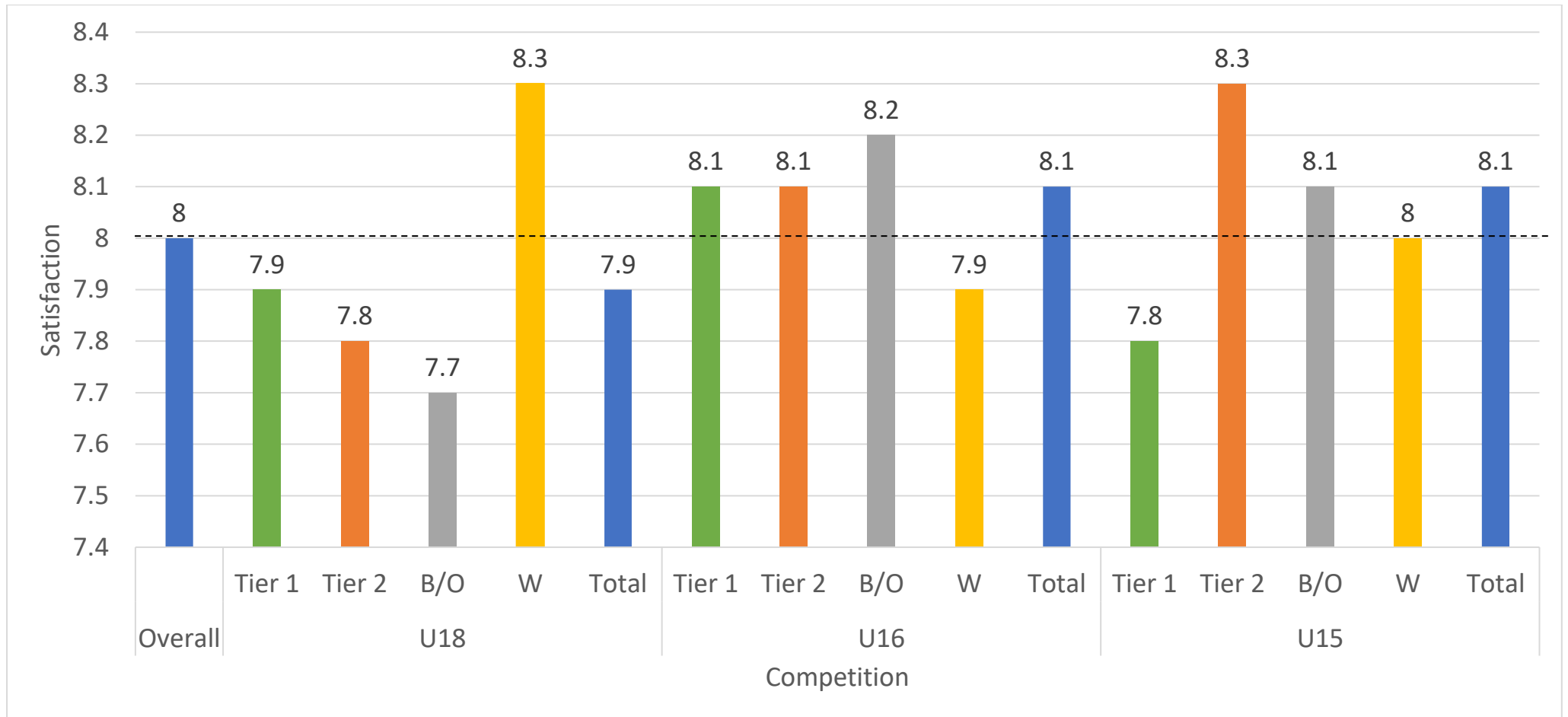
## Satisfaction Scores

The charts below highlight the overall satisfaction scores for the three main responders' player, parent, and coach with a number in the other category.

There was a large variation between the four groups, with a similar theme to the 2021-22 season with lower player satisfaction in relation to the other areas.



The overall satisfaction across the different Tiers and age groups in general shows very little variation around satisfaction within each competition.



There were three statistically significant scores:

- Women's U18 category with a score of 8.3 vs Boys/Open U18 category with a score of 7.7
- U16 Boys/Open score of 8.2 vs Women's score at 7.9
- U15 Tier 1 score at 7.8 vs Tier 2 score at 8.3

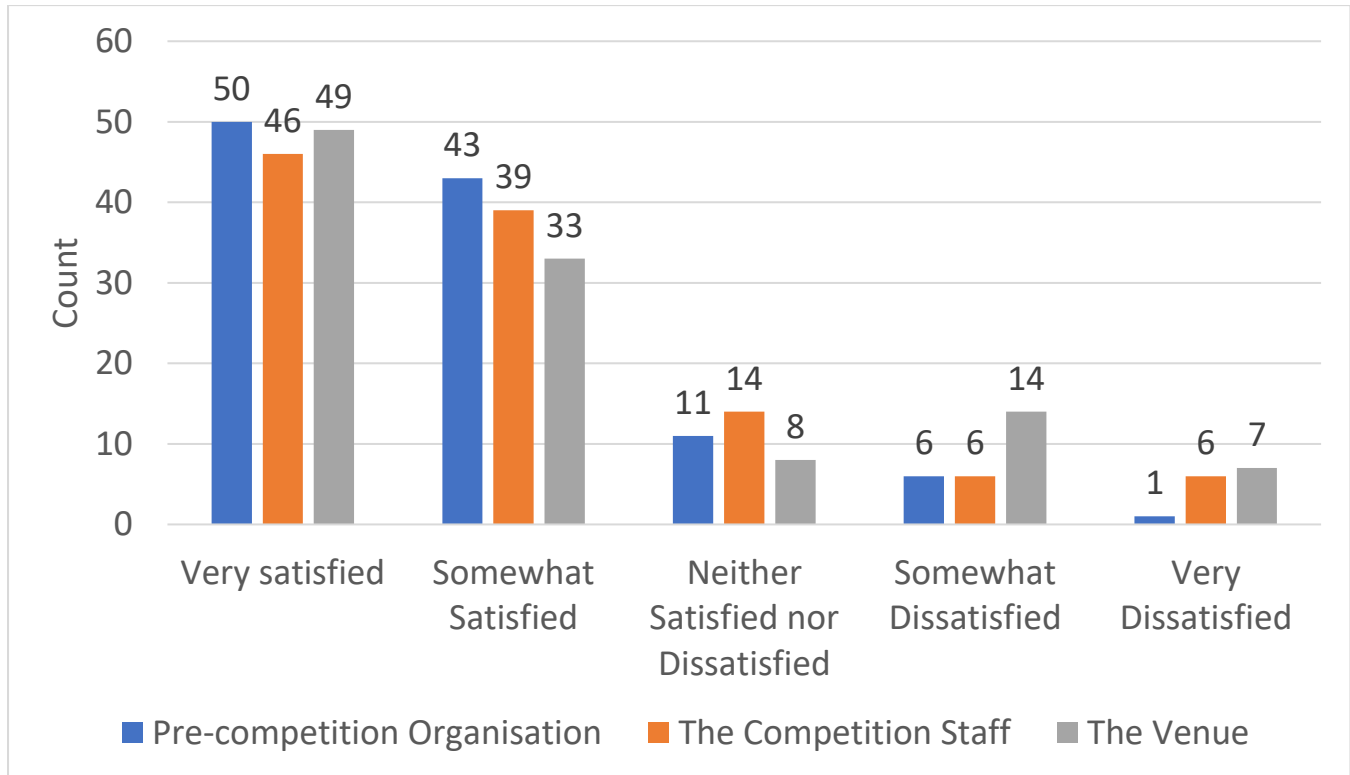
Overall, there were no real trends across the age groups, or tiers.

If we break down these satisfaction scores for the different age groups, we can identify more specific information. Each age group was asked about their satisfaction in three areas:

- Pre-Competition Organisation
- The Competition Staff
- The Venue

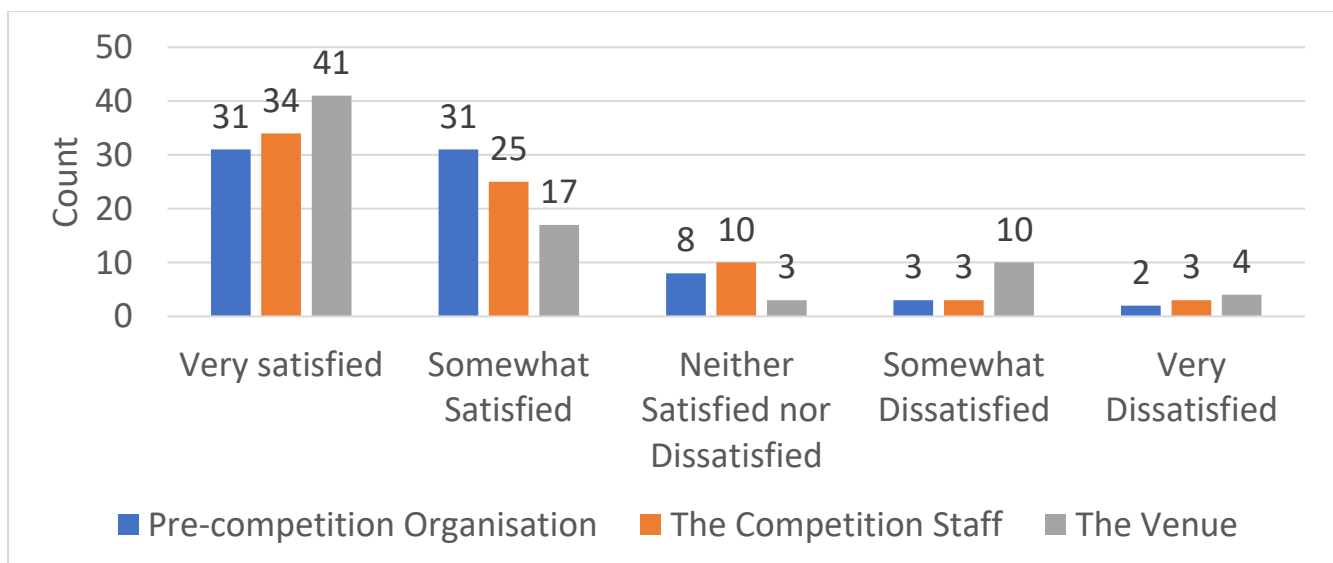
### U18 Age Group

'I liked that all the teams were ready to play and determined to win, which makes me love the volleyball community even more.'



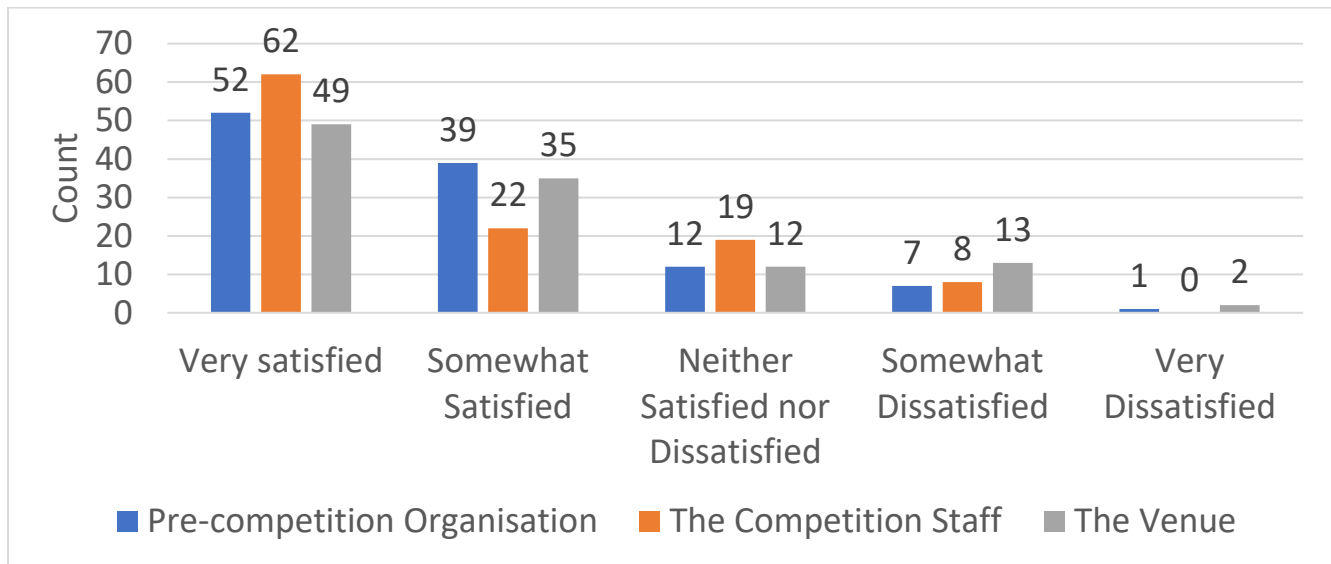
- Large majority of people satisfied to some extent with the 3 topics.
- More dissatisfaction with venues than with anything else

### U16 Age Group



- Again over 75% of respondents satisfied to some extent.

## U15 Age Group



- Similar themes to the two other age group

## Appendix G

The following issues have been identified as the ones which should be looked at to see if changes can be made to address these concerns and continue development in Junior Competitions

Prime issues for consideration – based on feedback	Suggested solution/options
Time to play more matches	<p>Number of matches played at each individual GP will vary depending upon the time available to the host and the number of teams in a pool. For T2 pools flexibility in the schedule is built in to try and maximise the number of hosts. For T1 pools four teams per court is the ideal, however entry numbers and withdrawals can have an impact on this, next year in T1 all pools will be 4 teams from top to bottom with only the last pool being smaller if needed.</p> <p>More matches can be accomplished by adding a 'round' to the competitions.</p>
Number of sets	<p>This must be flexible in T2, due to booking time, number of teams per pool etc. In T1 matches are three sets, additional sets would make it impossible to run four team pools</p>
Number of teams in pool	<p>In 2023-24 all T1 pool sizes will be four working down the rankings until the bottom pools. Gold, Silver and Bronze pools will be pools of 4 however this may not always possible due to entry numbers and last-minute withdrawals.</p>
Improve venues/facilities	<p>Hosts are provided with a 'great venue' check list. Not mandatory requirements, more of an aspirational list. We appreciate any feedback about specific venues, so we address the situation with the hosts and improve our facilities.</p>
Officiating standards (Refs, scores, line judges)	<p>Encourage teams to qualify club members as Grade 4 referees, to spend some time training their players in officiating duties, to be aware of the young officials pack available from VE and consider using qualified referees (this may be at additional cost to the host/participating teams). See recommendations.</p>
Assigned referees	<p>At present there are not enough active qualified referees for this to be feasible. This would also add additional cost to each GP. The final T1 GP/event will have as a minimum 1<sup>st</sup> refs provided by VE, which, in part, is why this GP was/is more expensive.</p>
Tier 1 competitions	<p>T1 is a National Competition so as the competition progresses and if teams of similar levels are pooled together longer distance travel will have to be accepted as a factor of entering the T1 competitions.</p>



More Regional Tier 2 competitions	This will continue to be the goal for T2 GP's, however, is dependent on entries. We will look at creating a Junior development Officer for each region to work closer with the National Office. Some T2 teams also commented that they would like to play different teams, which might increase a team's travel!
Better spectator facilities (viewing/seating, availability of beverages/snacks)	Encourage hosts to consider spectator facilities as part of their hosting plan. Junior events often attract a sizeable number of spectators and hosts may want to consider seating and refreshment sales as a way of raising funds.
Playing facilities (space around courts, nets, referee stands)	Encourage teams to provide the best facilities they can. Some comments on this may be due to the court/hall size, flexibility was given within the rules in order that more clubs could host GP rounds, particularly at T2. This needs to continue to increase the number of possible hosts and development of facilities.

## Appendix H

Financial example of the economic costs to Teams with 10 Players for Tier 1 U16 & U18 in 2023-24 with a proposed increase in dates. (Example includes costs for the team and per player)

Financial Costs (e.g., U18 Tier 1)	2022-23 Normal	2022-23 Last 8	2023-24 Normal (Based on 5 GP's)	2023-24 Last 16
Entry Fees	£93	£129	£155	£191
Hosting Fees (Est: £40 per GP)	£120	£80	£200	£160
Travel Expenses (£60)	£180	£180	£300	£300
1 <sup>st</sup> Referee Fee @ £30 a Team (optional)			£150	£120
Accommodation Last 8 (£65 per double = £32.50 PP)	N/A	£325	N/A	£325
<b>Total for Team</b>	<b>£393</b>	<b>£714</b>	<b>£805</b>	<b>£1096</b>
Costs Per Season - Player (Est: 1 Team of 10)	£39.30	£71.40	£80.50	£109.60
Costs Per Grand Prix - Player (Est: 1 Team of 10)	<b>£13.10</b>	<b>£23.80</b>	<b>£16.10</b>	<b>£21.92</b>

Financial example of the economic costs to Teams with 10 Players for Tier 2 U16 & U18 in 2023-24 with proposed increase in dates. (Example includes costs for the team and per player)

Financial Costs (e.g., U18 Tier 2)	2022-23 Normal	2022-23 Last 8	2023-24 Normal (Based on 5 GP's)	2023-24 Last 6-8
Entry Fees	£46.50	N/A	£77.50	£93
Hosting Fees (Est: £40 per GP)	£120	N/A	£200	£160
Travel Expenses (£60)	£180	N/A	£300	£300
Accommodation Last 8 (£65 per double = £32.50 PP)	N/A	N/A	N/A	£325
<b>Total for Team</b>	<b>£346.50</b>	<b>N/A</b>	<b>£577.50</b>	<b>£878</b>
Costs Per Season - Player (Est: 1 Team of 10)	£34.65	N/A	£57.75	£87.80
Costs Per Grand Prix - Player (Est: 1 Team of 10)	<b>£6.93</b>	<b>N/A</b>	<b>£11.55</b>	<b>£17.56</b>

Financial example of the economic costs to Teams with 5 Players for U15 Tier 2 4v4 in 2023-24 with proposed increase in dates. (Example includes costs for the team and per player)

Financial Costs (e.g., U15 Tier 2 4v4)	2022-23 Normal	2023-24 Normal (Based on 5 GP's)
Entry Fees	£46.50	£77.50
Hosting Fees (Est: £25 per GP)	£75	£125
Travel Expenses (£20)	£60	£100
<b>Total for Team</b>	<b>£181.50</b>	<b>£302.50</b>
Costs Per Season - Player (Est: 1 Team of 5)	£60.50	£60.50
Costs Per Grand Prix - Player (Est: 1 Team of 5)	<b>£12.10</b>	<b>£12.10</b>